

- Parking Areas**
- Roadway**
- Pedestrian Walkways**
- Large Areas**



AL-311



AL-310

Specifications



Certifications

The fixture shall be UL listed to meet U.S. safety standards and cUL listed to meet Canadian safety standards for wet locations. Dust proof and water proof, certified with an IP65 protection rating.

Light Distribution

Type I, Type II, Type III, Type V, and Forward Throw. IESNA classifications: Full Cutoff: Cutoff Optics. Meets Dark Sky and Light Trespass demands.

Housing

360 low-copper die-cast aluminum alloy. The fixture and arm are one piece construction. An external lever-action latch allows for tool-less entry for maintenance. Reduced EPA with unique contoured shape and low profile design.

Lens Frame

The Lens frame is die-cast, low copper, aluminum alloy 360 which seals to the housing using a one piece extruded and vulcanized silicone gasket

Ballast

All HID ballasts are core and coil and regulated with power factors better than 90% (HPF). Ballast provides +/- 5% lamp power regulation with +/- 10% input voltage regulation. Metal Halide ballasts are capable of starting at -20°F or -30°C and HPS at -40°F or -40°C. Ballasts are EISA/Title 20/Title 24 compliant.

Optical Assembly

Highly reflective anodized segmented reflector with multifaceted arc image duplicating system mounted on an aluminum or steel frame. The fixture is rotatable at 90° increments.

Finish

BK-BZ-WH-GR are thermoset polyester powdercoat. VR finish is hand-rubbed over a black thermoset polyester powdercoat. Custom color available upon request.

PROJECT
FIXTURE TYPE
CATALOG#

 Some luminaires use fluorescent or high intensity discharge (HID) lamps that contain small amounts of mercury. Such lamps are labeled "Contains Mercury" and/or with the symbol "Hg." Lamps that contain mercury must be disposed of in accordance with local requirements. Information regarding lamp recycling and disposal can be found at www.lamprecycle.org

Product Order Guide

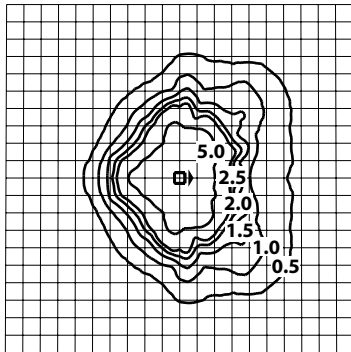
Series	Mounting Type	Max Watts	Lamp Type	Voltage ¹	Reflector Type	Finish ¹	Options
AL-310	S	150 MH	E17 ²	120	I	BZ Bronze	F Fusing
	W	150 HPS	E17 ²	208	II	BK Black	QZ Quartz Restrike ⁶
	R3			240	III	WH White	R Twistlock Photo Control
	R4			277	V	GR Green	HSS House Side Shield Internal ⁵
				347	F	VR Verde	
AL-311	S	320 MHP	ED28	480		CC Custom Color	
	W	400 HPS	BT37				
	R4						
	R5						

- 1 Consult factory for other colors and voltages.
- 2 Lamps 150W and below are medium base.
- 3 R3 is AL-310 only.
- 4 R5 is AL-311 only.
- 5 Type II and III only.
- 6 Not available in 480V.

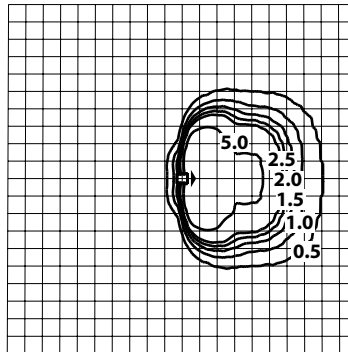
Example: AL-310-S-150MH-ED17-120-III-BK

Photometric Data

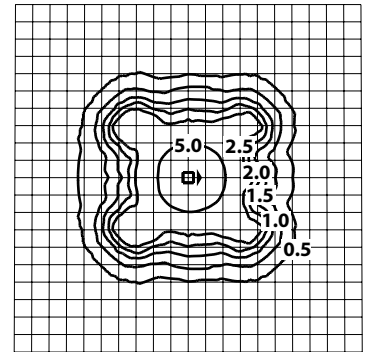
AL-311-400HPS-type III
50000 Initial Lumens
24.0 ft. Mounting Height
10.0 ft. grid, Value in footcandles



AL-311-400HPS-type F
50000 Initial Lumens
24.0 ft. Mounting Height
10.0 ft. grid, Value in footcandles



AL-311-400HPS-type V
50000 Initial Lumens
24.0 ft. Mounting Height
10.0 ft. grid, Value in footcandles



Luminaire Dimensions

Luminaire	A		B		Weight		EPA
	inch	mm	inch	mm	lbs.	kg	
AL-310	23.2	589	7.7	196	21	9.5	0.90
AL-311	30.9	785	10.3	262	36	18.3	1.20

Mounting Type

R3	3" O.D. Round Pole ³
R4	4" or 5" O.D. Round Pole
R5	5" or 6" O.D. Round Pole ⁴
S	Square Pole
W	Wall Mount

