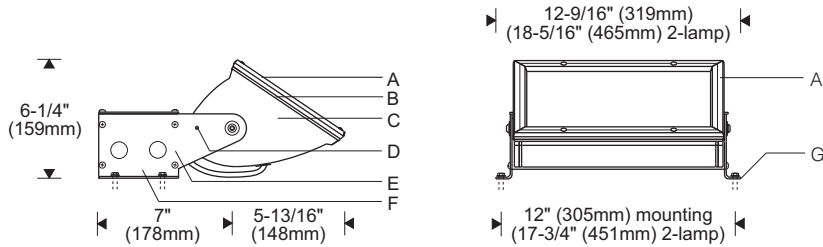
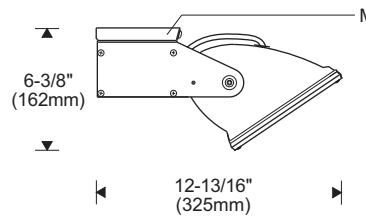


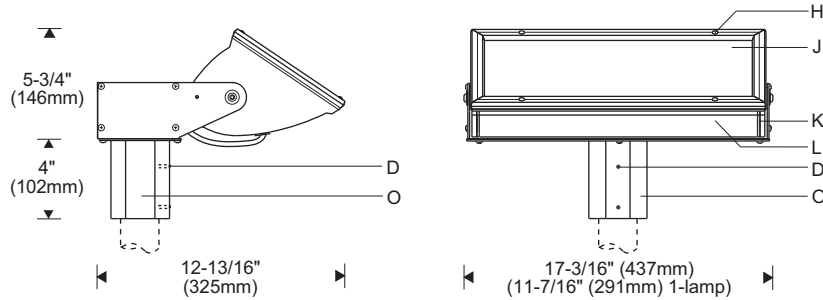
**S Mount: Surface** (1 lamp unit shown) 1:10 Scale




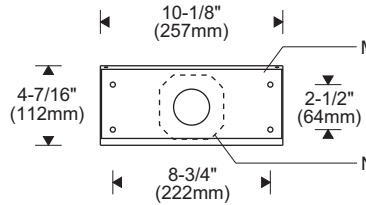
**W Mount: Ceiling**



**F Mount: Slipfitter** (2 lamp unit shown)



**Ceiling Plate** (W mount)



**Specifications**

- |   |   |   |   |
|---|---|---|---|
| <b>A</b> Mitred extruded aluminum door frame    | <b>E</b> Aluminum sidearms                    | <b>J</b> Clear, flat, thermal and impact resistant, tempered glass lens | <b>M</b> Stainless steel latch/hinge mounting plate (black)                     |
| <b>B</b> Precured silicone door and lens gasket | <b>F</b> Extruded aluminum ballast housing    | <b>K</b> Aluminum reveal plates (black)                                 | <b>N</b> Recessed outlet box (by others)  |
| <b>C</b> Die-cast end plates                    | <b>G</b> Mounting flange                      | <b>L</b> Specular extruded aluminum reflector                           | <b>O</b> Extruded aluminum slipfitter for 2-3/8" O.D. pipe or tenon (by others) |
| <b>D</b> Locking set screw                      | <b>H</b> Tamper-resistant captive door screws |   |   |

**Finish:**

Exterior surfaces - 6 stage pretreatment and electrostatically applied thermoset polyester powder coating for a durable abrasion, fade and corrosion resistant finish. Choice of semi-gloss colors (see ordering information).

Reflector - extruded high purity aluminum with clear anodized specular finish. All hardware and components - non corrosive stainless steel or aluminum. Door secured with captive tamper-resistant (#10 Torx) screws in stainless steel threaded reflector inserts to prevent seizing.

**Mounting:**

**F** mount - slipfitter mounts over 2-3/8" O.D. rigid conduit, stanchion or tenon (by others).

**S** mount - surface mount with flanged sidearms. 9/32" dia. (7mm) clearance holes for 1/4" fasteners (by others).

**W** mount - latch/hinge mounting plate fastens over recessed outlet box and allows hands free access to splices. Ceiling mount only.

**Electrical:**

Use 90°C wire for supply connections. Leads exit reflector and enter ballast housing through watertight flush cord entries and silicone coated fiberglass sleeving.

**F** mount - 10" (0.25m) leads exposed within slipfitter for splicing inside rigid conduit, stanchion or tenon. For mounting atop poles higher than 8', specify **OS** option; see ordering information.

**S** mount - internal splice compartment with four 7/8" dia. conduit entries (conduit, fittings by others). Gasketed aluminum cover allows access to splices and ballast.

**W** mount - leads for splicing inside recessed outlet box.

Twist and lock 4-pin lampholder(s) for secure and easy relamping. Integral electronic HPF thermally protected class P ballast rated for 0°F /-18°C starting.

For complete ballast specifications, see Accessories Section.

**Standard:**

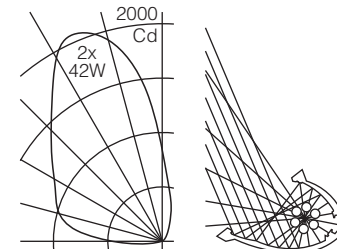
UL listed or CSA certified for wet locations.

**Features**

- Integral electronic ballast - ideal low energy, great color, long life incandescent substitute
- Superior performance for lighting low facades, walls, signs
- Durable, secure - extruded aluminum reflector and door frame with tempered glass lens, tamper-resistant fasteners
- Choice of mounting - slipfitter, surface (base) or ceiling

**Performance**

Two parabolic reflector sections drive light up (or down) the vertical plane from one edge. An elliptical section redirects its light to a parabola and shields the lamp. Asymmetry is maximized resulting in high beam efficiency and superior surface uniformity. The fast "runback" minimizes glare and spill light. Wide lateral distribution permits greater spacings.



For complete photometrics, visit [www.elliptipar.com](http://www.elliptipar.com).



To form a Catalog Number

F 1 6 2 - H - - - - -  
 1 2 3 4 5 6 7 8


1 Source

F = Hex tube compact fluorescent

2 Style

162 = Large outdoor, integral ballast

3 Lamp

Lamp Code	Wattage	Lamp Number
Hex Tube Compact Fluorescent 		
H132	1x32W	CFTR32W/GX24q
H142	1x42W	CFTR42W/GX24q
H232	2x32W	(2) CFTR32W/GX24q
H242	2x42W	(2) CFTR42W/GX24q

For complete lamp and ballast information, see Accessories Section. Standard hex tube lamp color is 3000K / 80+ CRI.

4 Mounting

- F = Slipfitter for 2-3/8" O.D. stanchion, pole or tenon. For pole higher than 8' (2.4m), specify **0S** option code.
- S = Surface mounting. Internal splice compartment with (4) 7/8" dia. conduit entries.
- W = Latch/hinge mounting plate fastens over recessed outlet box. Ceiling mount only.

5 Finish

- 02 = Semi-gloss white
- 06 = Dark bronze
- 07 = Silver
- 08 = Semi-gloss black
- 12 = Green
- 99 = Custom RAL or computer matched color to be specified, consult sales representative.

6 Voltage/Ballast

- Electronic
- 1 = 120V
- 2 = 277V

Project: \_\_\_\_\_

7 Option (See Accessories Section for specifications)

- 00 = No options
- 0S = F mount slipfitter for mounting on pole higher than 8' (2.4m). Supplied with 20' (6m) wire leads for supply connections at base of pole.
- TL = Micro-prismatic tempered glass lens (replaces clear flat lens, offers smoother light pattern at reduced peak candlepower).
- VO = Cutoff visor for additional shielding (see dimensioned diagrams on pages U-10.2 and G-10.2).
- XX = For modifications not listed, include detailed description. Consult factory prior to specification.

8 Standard

- 0 = UL, Underwriters Laboratories
- J = CSA, Canadian Standards Association

Example

F162 - H142 - F - 12 - 1 - 00J

Large outdoor model for use with one 42 watt hex tube compact fluorescent lamp (3000K lamp included). Slipfitter mount for use on 2-3/8" O.D. stanchion, pole or tenon (by others). Green powder coat finish. Integral 120V electronic ballast. CSA.

Type: \_\_\_\_\_

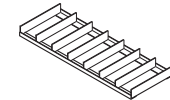
Accessories

Order separately. See Accessories Section for specifications.

AE V ODO = External vertical blade **affle**, black, for lengthwise shielding of lens

- 2 = 25° shielding
- 4 = 45°

- C = 1-lamp unit
- D = 2-lamp unit



AFK000X = Ballast fuse kit  
 0 = UL  
 J = CSA



AXF = Wet location **color filter** assembly, interchangeable frame with stripped color glass.

**Note:** Consult factory for complete specifications and ordering information.

